

8

7

6

5

4

3

2

1

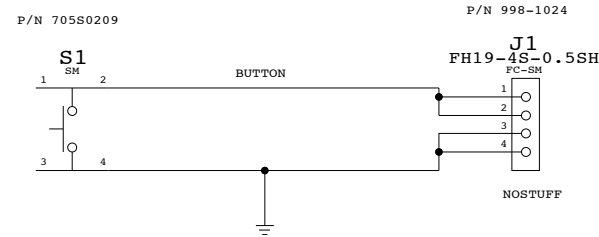
- 1. ALL RESISTANCE VALUES ARE IN OHMS, 0.1 WATT +/- 5%.
- 2. ALL CAPACITANCE VALUES ARE IN MICROFARADS.
- 3. ALL CRYSTALS & OSCILLATOR VALUES ARE IN HERTZ.

REV	ZONE	ECN	DESCRIPTION OF CHANGE	CK APPD	ENG APPD
				DATE	DATE
01		398162	ENGINEERING RELEASED	09/02/05	?

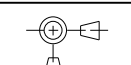

SCHEM, FLEX, PICKBUTTON, M1

PVT

9/1/05



PART#	QTY	DESCRIPTION	REFERENCE DESIGNATOR(S)	CRITICAL	BOM OPTION
051-7000	1	SCHEM, FLEX, PICKBUTTON, M1	SCH1	?	?
821-0410	1	PCBF, FLEX, PICKBUTTON, M1	PCB1	?	?
632-0380	1	FLEX ASSY, PICKBUTTON, M1	BOM1	?	OMIT

DIMENSIONS ARE IN MILLIMETERS XX : _____ X.XX : _____ X.XXX : _____ ANGLES : _____ DO NOT SCALE DRAWING  THIRD ANGLE PROJECTION	METRIC		 Apple Computer Inc. NOTICE OF PROPRIETARY PROPERTY THE INFORMATION CONTAINED HEREIN IS THE PROPRIETARY PROPERTY OF APPLE COMPUTER, INC. THE POSSESSOR AGREES TO THE FOLLOWING I TO MAINTAIN THE DOCUMENT IN CONFIDENCE II NOT TO REPRODUCE OR COPY IT III NOT TO REVEAL OR PUBLISH IN WHOLE OR PART	
	DRAPFER	DESIGN CK		TITLE
	ENG APPD	MFG APPD		SCHEM, FLEX, PICKBUTTON, M1
	QA APPD	DESIGNER		DRAWING NUMBER
RELEASE	SCALE	SIZE	REV. 01	
MATERIAL/FINISH NOTED AS APPLICABLE	NONE	D	051-7000	
			SHT 1 OF 1	

8

7

6

5

4

3

2

1